

LAWN & LEISURE

AWESOME BLOSSOMS

Our Favorite FLOWERS for 2019



Spring has sprung and it's time to start planning out your garden. There's no better way to enhance your lush, green lawn than with a garden filled with a variety of fragrant, colorful flowers.

Whether you're into more classic, subdued blooms or are looking to make a big statement, Weed Man has you covered this year. Browse through some of our favorite and most adored perennial and annual flowers in our 2019 gardening guide.

Perennials

Common Daisies

Considered one of the most "cheerful" types of flowers, daisies can brighten up just about any garden. They are widely recognized for their dainty white florets, yellow centers, and leafless stems.

(Continued on page 2)



Annuals



Chrysanthemums

Chrysanthemums are grown in many gardens across the U.S and are a popular choice for florists. They are distinguishable by their large, showy flower heads. They're a "plant now, enjoy later" type of flower, as most chrysanthemums do not start blooming until September, making them a fall favorite for many homeowners.



Sunflowers

The sunflower gets its name from its large, yellow flower reminiscent of the sun. They can grow up to 12 feet high on long, hairy stems. Planting these lovely flowers in your garden will surely brighten your view!



Daffodils

Daffodils are bulbous, spring-blooming flowers. They can be identified by their leafless stems and bell shaped, "trumpet" flowers. They range in color from white to yellow to orange.




Impatiens

Impatiens have grown in popularity due to their surprisingly hardy makeup and ability to thrive in the shade. They are available in almost every color, making them a vibrant addition to any flower bed.



Iris

Dramatic in both shape and color, irises are often used by gardeners as an accent plant. They are easily identifiable by their long stems and droopy, fan-shaped flower heads.



Petunias

Petunias are one of the most popular types of annuals. You can find them in just about any color other than blue. They have funnel-shaped flowers that typically remain in bloom throughout the entire summer.



Peonies

These gorgeous perennial flowers are known to live for ages - some have been known to thrive for 100 years! They come in a variety of colors, including white, pink, red, purple, yellow. Their lush foliage and breathtaking blooms will make a statement in any garden.



Marigolds

As their name suggests, marigold flowers are golden-hued - although the majority of them take on a deep orange color. They have a strong, musky scent that works to keep away pests.

GETTING YOUR MOWER READY FOR Spring



Calling all existing Weed Man customers! Have you set up your [Customer Portal](#) account yet? Setup your profile and login to access your Weed Man account at any time of the day or night. You'll have the option of scheduling a visit, paying a bill, or browsing through the available lawn care options in your area...all with the click of a mouse! Click the button below to get started.

[Online Customer Account Login](#)

Did you know? The average homeowner mows their lawn 35-50 times per year. That sort of heavy grunt work can do a number on your machinery, no matter the size of your yard. If you haven't already, it's time to give your lawn mower some much-needed TLC to ensure a clean, healthy cut for your lawn and a longer life for your mower.

Follow these 3 quick and easy tips from Weed Man to help keep your mower in good health.

Change the oil.

Want to ensure your mower starts up with a satisfying roar each and every time you use it? Simply change the oil to help maintain the engine and cut down on corrosion. All you have to do is drain all of the old oil out of your mower and replace it with fresh oil, right up to the "fill" line.

Sharpen your mower blade.

One of the most important steps in maintaining your mower involves sharpening the mower blade, which takes quite a beating each and every lawn care season. A dull blade increases the mower's resistance when cutting the lawn, consuming 22% more fuel than a mower with a sharp blade. A dull mower blade will also tear grass instead of cutting it cleanly, impacting both the appearance and health of your lawn. Poorly cut grass blades are more susceptible to disease, as they provide multiple entry sites for unwanted pathogens.

Clean the mower deck.

Have you ever flipped over your mower and taken a look at its underbelly? Depending on how long you've been using your machine without a good cleaning, you may be shocked by what you find (think caked-on layers of mud and grass). Grass residue is extremely stubborn and can hold on to moisture, causing rust and/or cracking. A large build-up of grass clippings can also impede the functionality of your mower. Scrape off any unsightly layers and coat the underside of the deck with WD-40.



summer entertaining **BACKYARD** party **ESSENTIALS**

May is often considered the unofficial kickoff to backyard party season. Unfortunately, getting your yard ready for company is only half the battle. To help ensure you're prepared to host your next big outdoor event – whether pre-planned or impromptu – Weed Man has put together a list of backyard party essentials. Read on below!

Outdoor Dishes. Have you ever broken glass or ceramics in your backyard? The clean-up is unpleasant, to say the least. Swap out those fragile dishes for a set of durable plastic ones. Most home stores sell affordable sets that will last. As a bonus, most outdoor dishes come in a variety of bright, festive colors, allowing you to spruce up your summertime meals.

Chips & Salsa. Quick, easy, and delicious, it's no wonder this versatile snack has become a staple at backyard fiestas. Whether store bought or homemade, keep a jar of salsa on hand at all times (it won't go bad!). If you have a little extra prep time, turn those plain tortilla chips into fully-loaded nachos with all the fixings.



[CLICK HERE](#) for Weed Man's Fresh Garden Salsa Recipe. Enjoy!

Protective Shade. If your yard has good sun exposure, then be sure to provide a shady spot where guests can go to cool down. An umbrella, canopy, or gazebo will do the trick.



Lighting. Many backyard soirees continue on well past sunset. Illuminate your outdoor space with patio lanterns, solar lights, deck lighting, or string lighting. In addition to being functional, lighting will also help establish a special ambience for your party.

Seating. Create an array of seating options for your guests, including benches, lawn chairs, and patio furniture. Position seating throughout the various areas of your yard to ensure optimal use of space.



Music. Party-planning homeowners often let backyard tunes go to the wayside. If you don't have a set of outdoor speakers installed, don't call it quits just yet – a portable stereo or iPod dock will work just as well!

BBQ. A party isn't a party until the grill gets going. From hotdogs to steak and everything in between, your grilling efforts are sure to please.

Kid-Friendly Zone. If your party is an all-ages event, consider designing a kid-friendly zone in your yard. Complete the space with games, sporting equipment, or even a water feature to help the younger crowd cool down.

Decorations. Add a bit of pizzazz to your outdoor shindig by decorating your patio or deck. Inexpensive flair, such as balloons, streamers, and tablecloths, can make a big statement.



Coolers. Setting up icy, outdoor coolers will eliminate the need for guests to trek in and out of the house for their beverages. Coolers also make hosting much easier – simply reach in, grab a drink, and serve!

Hosting a backyard party is easy when you have the right tools. By stocking up on supplies and doing a bit of pre-planning, you'll be ready for guests in no time.



When playing backyard games, you don't need to be perfect - just have fun, enjoy the lawn and get a little competitive, too!

lawn games FOR ALL AGES

Planning on entertaining this summer? As long as you've got a healthy patch of grass to work with, you should be all set to host THE get-together of the season. For a guaranteed good time, consider these tried-and-true lawn game ideas from Weed Man Lawn Care. You (and your guests) won't be disappointed!

CROQUET: This old-fashioned lawn game dates back to 1860s Scotland, and is the perfect outdoor activity for kids and adults alike. To get started, all you'll need is a set of mallets, colored wooden balls, 9 wickets (gates), and two stakes – all of which come standard in a backyard croquet set. Played in teams, doubles, or singles, the object of the game is to score more wickets than your opponent.

LAWN BOCCIE: Bocce can be played with either two, four or eight players. The eight balls are divided between the number of players. If there are two teams, then players get two sets of colored balls each. Four players would get one set of colored balls each, and eight players would get one ball each for a total of four teams. A player is picked to throw the pallino, and he throws it from behind the line towards the other end of the pitch. The object is to be "inside" or closest to the pallino. A point is awarded to the person or team that has a ball nearest to the pallino.

BEAN BAG TOSS: Also known as Cornhole, Corn Toss, Baggo or Bags, this incredibly popular lawn game involves players taking turns throwing bean bags at a raised platform with a hole in the far end. A bag in the hole scores 3 points, while **one on the platform** scores 1 point. Play continues until a team or player reaches a score of 21.






BADMINTON: Badminton is a racquet sport played by either two opposing players (singles) or two opposing pairs (doubles), who take positions on opposite halves of a rectangular court that is divided by a net. Players score points by striking a shuttlecock with their racquet so that it passes over the net and lands in their opponents' half of the court. Each side may only strike the shuttlecock once before it passes over the net. A rally ends once the shuttlecock has struck the floor or if a fault has been called.

Earth Day CRAFT

What You'll Need:

- ✓ Eggs
- ✓ Spoon
- ✓ Soil
- ✓ Seeds
- ✓ Water
- ✓ Fine-Tip Marker

Instructions:

-  First, you'll need to collect some neatly cracked eggshells. Make sure you crack the shells very carefully with your spoon to ensure only the top 1/3 of the egg shell is removed, as pictured to the right.
-  Rinse out your shells and allow them to dry.
-  Once completely dry, fill your eggs 2/3 of the way full with quality soil. Place 1-3 seeds in each shell, cover with some additional soil, and press down carefully.
-  Add 1-2 tablespoons of water to each shell and if desired, gently write the seed type on the side of your eggshell. Set them back in the carton, in a sun-filled spot like a windowsill and watch them sprout!
-  Once they're ready to be transplanted into your garden, plant the entire shell and it will naturally fertilize the soil as the shell decays.

Spring has arrived and if you're anything like us, you (and your kids) are just itching to get outdoors! But, although the morning-to-evening sunshine and blue skies are in near sight, depending on where you live, it may not be time to start your garden just yet. Be sure to wait until the lows hit the 50s before you plant outdoors. In the meantime, get in the spirit of spring by creating your very own **seed starter pots.**

Get the little ones involved, too - you'll be amazed at the wonder in their eyes as they witness their seeds sprout into something beautiful. Follow the steps below to get started!



TICKS

Tip #1: Trim Vegetation Back Regularly

Having a tidy and well-kept yard will minimize the presence of ticks. Ticks prefer overgrown, cluttered areas with lots of vegetation. Cutting your grass regularly and trimming back trees and shrubs can help reduce potential breeding grounds and hiding spots.

Tip #2: Use Tick-Repellent Plants in Your Yard

Certain plants act as live deterrents for ticks. Chrysanthemums are regarded as one of the best plants for insect management as they contain Pyrethrin, a natural insecticidal compound. Other plants such as lavender, peppermint, sage and garlic are also known to repel ticks and other insects.

Tip #3: Keep Your Yard Sunny

Ticks tend to hang out in shady spots to avoid the sun. While this ties in with the tip on keeping your vegetation trimmed, ensuring your trees and bushes aren't overgrown will maximize sun exposure and help keep the tick population at bay.

Beating the BZZZZ

REDUCING PESKY SUMMER PESTS IN YOUR YARD

While insects are an important part of the ecosystem, their buzzing and biting can easily ruin your summer entertaining plans. If you love spending time in your backyard but hate the nuisance of insects, use these tips to keep your yard pest-free.

MOSQUITOES, GNATS & BLACK FLIES

Tip #1: Remove Standing Water

Standing water creates the perfect breeding grounds for mosquitoes, black flies and gnats. Mosquitoes can't fly for long periods of time, so by eliminating breeding grounds you can significantly decrease populations in your yard. Make sure to empty kiddie pools, bird baths and improve drainage if your lawn is excessively wet.

Tip #2: Attract Birds

Hang a bird feeder to attract some new residents! Birds' diets consist of berries, seeds and insects. Increasing the number of feathered friends in your yard will help decrease the number of pesky insects buzzing around.

Tip #3: Apply Mosquito Management

If you plan on hosting any major events in your backyard this summer - be it a wedding, family BBQ or birthday party, it is a good idea to apply a Mosquito Control application before the event. Contact your local Weed Man for more information and to schedule your service today!

**Service offerings vary by location.*



GRUBS

Tip #1: Keep Your Lawn Well Fertilized

Using slow-release fertilizer (like Weed Man's) will ensure your lawn maintains a healthy level of nitrogen and potassium between applications, therefore making it easier to withstand potential pests, such as grubs, and heal quicker from damage, too!

Tip #2: Raise Your Summer Mowing Height

While many homeowners try to cut their lawn as short as they can to avoid mowing often, this can harm the overall health of your turf. An unhealthy lawn makes your turf more prone to grub infestation, as they prefer to lay eggs in cropped lawns.

Tip #3: Apply Grub Management

Depending on weather conditions, grub infestations can cause severe damage within a matter of days and will often go undetected, until it's too late. Damage is typically discovered when homeowners notice animals digging up their lawn. Service offerings vary by location. Please contact your local Weed Man for more information.

CHINCH BUGS

Tip #1: Keep Your Grass Long & Water Frequently

Chinch bugs thrive in sunny, dry areas with short grass. Keeping your grass longer will keep your roots shaded and reduce dryness. Give your lawn a deep watering 1-2 times a week to improve the health of your lawn and to help avoid stress.

Tip #2: Be On the Lookout!

Chinch bugs are most prevalent during the hottest times of year, and their presence is often mistaken for drought damage. Always be on the lookout for signs of stress and potential damage. If you suspect chinch bugs in your lawn - **ACT FAST!** Severe damage can occur quickly. Contact your local Weed Man to schedule a complimentary lawn inspection.

Tip #3: Apply Chinch Bug Management

While maintaining a healthy lawn and following good cultural practices can help your lawn withstand insect damage, dry, hot summers can still create ideal conditions. Weed Man offers applications that can help deter chinch bug feeding, however service offerings vary by location. Please contact your local office for more information.

A Letter from Your Local

Weed Man®

Thanks for reading the Spring/Summer 2019 Edition of Weed Man's Lawn & Leisure magazine, and for trusting us with your lawn care needs! Without you, we wouldn't be where we are today.

Weed Man started back in 1970 as a one-truck operation, lead by founder Des Rice. Since then, we've grown from our Canadian roots into an international network of locally owned and operated lawn care businesses, providing healthy lawn care services that produce lush green lawns for homeowners across North America.

When Des Rice established Weed Man almost 50 years ago, he had seen a need for controlling broadleaf weeds and other plants whose tendency was to spread quickly and destroy the beautiful green landscapes that have characterized residential life. He soon learned that the best thing for the average lawn was to mow, water and fertilize it regularly, therefore encouraging the growth of healthy grass and discouraging undesirable grasses and weeds.

It turned out, Des was ahead of his time! Not only were there a lot of North Americans who needed help with the most technical parts of lawn care, but his preventative approach eventually proved to be the right one. And now, we are gearing up to celebrate our 50th year of business as North America's #1 lawn care franchise...and we couldn't be prouder that you're going to be a part of our amazing milestone, so, THANK YOU!

We are very excited to continue our growth while offering our customers amazing service, products and results on the lawn. With that said, in case you haven't heard, many of our franchise locations have recently started offering state-of-the-art Mosquito Control programs to help reduce mosquito populations on your property, so you can enjoy your outdoor oasis, as intended! For more information, please reach out to your local service provider.

If you'd like to help us celebrate our growth and 50 years in business, please leave us a review online! We love the great feedback we've received to date, as it truly helps us understand our strengths and weaknesses as a company, allowing us to better serve you and future customers.

Thank you for being a Weed Man customer and for your continued support. We appreciate you and your family more than you know!

Sincerely,

Your local Weed Man



Is It Time for a Change?

Truly rewarding career opportunities come around once in a lifetime. Are you ready to seize yours?

What started in 1970 as a one-man lawn care company out of the back of a pickup truck has expanded to encompass an award-winning network of locally-owned and operated franchises, growing at an average rate of 15-20% annually. But if steady, double-digit growth doesn't pique your interest, did you know Weed Man was named **One of the Best Franchises to Buy** by *Forbes* magazine?!

Is Weed Man Right for You?

Whether you're an entrepreneur looking for an affordable investment, a business owner looking to diversify, or simply eager to become your own boss, Weed Man can help you achieve your career aspirations. We've got the systems, training, and years of expertise needed to set you up for success.

Why wait? [Request a consultation](#) or visit our virtual brochure today!

